



# SILICON IRON ROD ANODES

REVISION 1

## APPLICATION

Marine Structures, Seawater Intakes, Deepwell Groundbeds, Horizontal Groundbeds, Distributed Anodes, Tank Internals & Tank Bottoms. Suitable For Use In Soils, Mud, Carbonaceous & Petroleum Coke Backfill; Fresh, Brackish and Sea Water.

## SILICON IRON ANODE DATA



## CHEMICAL COMPOSITION

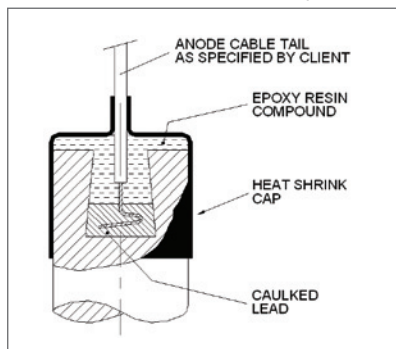
	Normal	Chrome
Silicon	14.50%	14.50%
Manganese	0.75%	0.75%
Carbon	0.85%	0.95%
Chromium	-	4.50%
Iron	Remainder	Remainder

## CONSUMPTION RATES

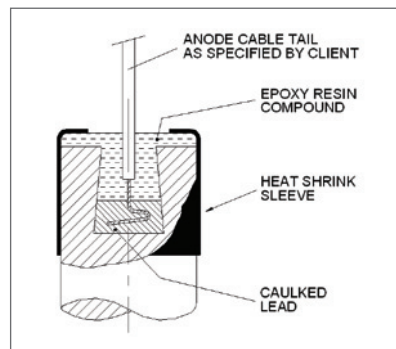
Typical Rates	
Normal Alloy	0.5 kg/Amp/year
Chrome Alloy	0.2 kg/Amp/year

## CABLE CONNECTION

With Heatshrink Cap



With Heatshrink Sleeve



Anode/Cable Connection : Connection less than 0.001 Ohm



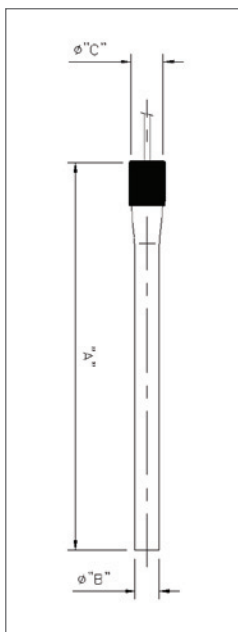
# SILICON IRON ROD ANODES

REVISION 1

## CABLE TYPES


Available cable types include : XLPE/PVC, HMWPE, PVDF(Kynar), XLPE/PVC/SWA/PVC, EPR/CSPE

## STANDARD ANODE TYPES AND WEIGHTS



Type	Dimensions (in)			Surface Area		Approx Wt	
	A	B	C	(m <sup>2</sup> )	(ft <sup>2</sup> )	(kg)	(lbs)
36/2.0	36	2.0	3.0	0.16	1.70	14.50	32
36/2.5	36	2.5	3.5	0.20	2.1	22.30	49
36/3.0	36	3.0	4.0	0.23	2.50	31.40	69
48/2.0	48	2.0	3.0	0.20	2.20	19.10	42
48/2.5	48	2.5	3.5	0.25	2.70	28.60	63
48/3.0	48	3.0	4.0	0.30	3.30	40.90	90
60/2.0	60	2.0	3.0	0.25	2.70	22.70	50
60/2.5	60	2.5	3.5	0.32	3.40	35.90	79
60/3.0	60	3.0	4.0	0.38	4.0	50.00	110
60/4.5	60	4.5	4.5	0.55	5.90	99.10	218

## CANISTERED ANODES



Standard Sizes	Standard Gauges
150mmDia x 1500mm L	1.0mm 20bg
200mmDia x 2000mm L	1.2mm 18bg
250mmDia x 2000mm L	1.5mm 18bg
300mmDia x 2000mm L	2.0mm 14bg