



ALUMINIUM HULL ANODES


REVISION 1

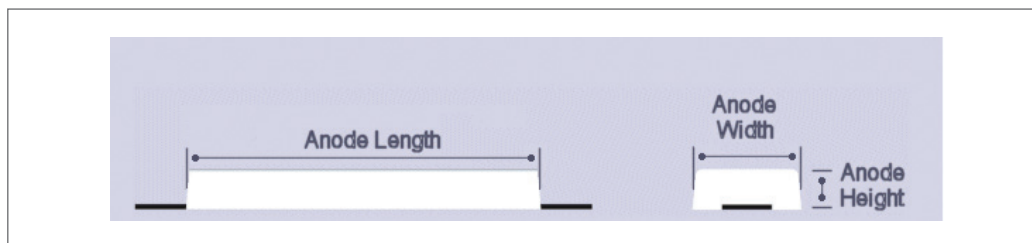
APPLICATION

Aluminium alloy anodes have been formulated primarily for use in seawater. Alloys are also capable of achieving high output capacity in mud and brackish water of resistivity up to 150 Ohm.cm. Aluminium anodes have approximately three times the capacity of zinc alloys.

ALUMINIUM COMPOSITION

Specification Code	Impalloy III
Fe	0.12% Max
Si	0.12% Max
Cu	0.006% Max
Zn	2.8 - 6.5%
In	0.01 - 0.02%
Ti	0.025% Max
Cd	0.002% Max
Others (each)	0.02% Max
Others (total)	0.05% Max
Aluminium	Remainder
Potential Ag/AgCl	-1.05 Volts
Max Capacity	2670 Amp.hours/kg











STANDARD HULL ANODE SIZES





ALUMINIUM HULL ANODES


REVISION 1

Anode Type AH	Overall Dimensions (mm)				Anode Body (mm)			Weights (kg)	
	View	Length	Width	Depth	Length	Width	Depth	Net	Gross
13AH		254	102	38	152	102	38	1.3	1.6
28AH		394	127	32	318	127	32	2.8	3.5
36AH		457	152	32	355	152	32	3.6	4.5
63AH		826	85	49	610	85	49	6.3	7.8
76AH		826	102	49	610	102	49	7.6	9.1
93AH		826	140	43	610	140	43	9.3	10.8
124AH		826	138	65	605	138	65	12.4	13.9
200AH		826	286	80	838	133	80	20.0	22.5
320AH		1422	152	64	1219	152	64	32.0	35.4
352AH		1435	175	65.5	1219	175	65.5	35.2	38.6